

# BEE ELECTRONIC MACHINES LIMITED

13<sup>th</sup> February, 2021

The Bombay Stock Exchange,  
Phiroze Jeejeebhoy Towers,  
Dalal Street, Kala Ghoda,  
Fort, Mumbai 400 001

Re.: BEE ELECTRONIC MACHINES LIMITED 517203  
Sub: Submission of Quarterly results

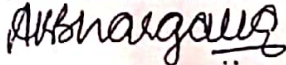
Dear Sir:

Please find enclosed herewith the unaudited financial results for the quarter ended 30<sup>th</sup> September, 2020 and 31<sup>st</sup> December, 2020 as were received by the Audit Committee and approved by the Board of Directors of the Company in the last meeting.

Kindly take the same on record and oblige.

Thanking you,

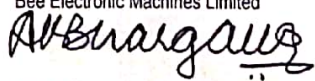
Sincerely,  
For BEE ELECTRONIC MACHINES LIMITED



Authorized Signatory

Encl: 1) Unaudited financial results for quarter ended 30<sup>th</sup> September, 2020 with annexures  
2) Unaudited financial results for quarter ended 31<sup>st</sup> December, 2020 with annexures

Rupees in Lacs

Sno	Particulars	3 months			6 months		12 months
		30th Sept 2020 (un-audited)	30th June 2020 (un-audited)	30th Sept 2019 (un-audited)	30th Sept 2020 (un-audited)	30th Sept 2019 (un-audited)	31st March 2020 (audited)
1	Revenue from operations	0.14	0.08	0.13	0.22	2.48	5.27
2	Other Income	1.13	2.10	2.12	3.23	4.37	24.04
3	Total Income (1+2)	1.27	2.18	2.25	3.45	6.85	29.31
4	Expenditure						
a.	Cost of Materials Consumed	-0.08	0.15	-	0.07	0.15	0.08
b.	Purchase of stock in trade	-	-	-	-	-	-
c.	Increase / Decrease in stock in trade	-	-	-	-	-	-
d.	Employee Benefit expense	1.50	1.46	1.53	2.96	3.05	6.67
e.	Finance cost	-	-	-	-	-	3.28
f.	Depreciation and amortisation expenses	0.81	0.80	0.81	1.61	1.61	2.35
g.	Other Expenditure	0.88	3.32	1.33	4.20	5.31	5.75
	Total Expenditure	3.10	5.73	3.67	8.83	10.11	18.13
5	Profit / (Loss) before Tax & extraordinary items(1+2-3-4)	(1.83)	(3.55)	(1.42)	(5.38)	(3.26)	11.18
6	Exceptional Items	-	-	-	-	-	-
7	Profit / (Loss) before Tax & extraordinary items(1+2-3-4-6)	(1.83)	(3.55)	(1.42)	(5.38)	(3.26)	11.18
8	Tax Expenses	-	-	-	-	-	-
9	Net Profit / (Loss) after tax (7-8)	(1.83)	(3.55)	(1.42)	(5.38)	(3.26)	11.18
10	Other Comprehensive Income						
(i)	Items that will not be reclassified to Profit or loss	-	-	-	-	-	-
(ii)	Income tax relating to items that will not be reclassified to profit or loss	-	-	-	-	-	-
(iii)	Items that will be reclassified to Profit or loss	-	-	-	-	-	-
(iv)	Income tax relating to items that will be reclassified to profit or loss	-	-	-	-	-	-
11	Total Comprehensive income for the period	-	-	-	-	-	-
12	Net Profit after comprehensive income	(1.83)	(3.55)	(1.42)	(5.38)	(3.26)	11.18
13	Paid up Equity Share Capital (Rs 10/- each)	318.00	318.00	318.00	318.00	318.00	318.00
14	Reserves (excluding revaluation reserves)	-	-	-	-	-	(578.03)
15	Basic & diluted EPS for the period for continuing operations	(0.06)	(0.11)	(0.04)	(0.17)	(0.10)	0.35
Note 1) The Company was a sick industrial unit registered with BIFR. 2) The above unaudited results have been reviewed by the audit committee and approved by the Board of Directors of the Company at the meeting held on 13th February, 2021							
Place : Mumbai Dated : 13th February 2021		for & on behalf of the Board Bee Electronic Machines Limited  Abhilasha Bhargava Wholetime Director					
		sd/- K Sudeshkumar Acharya Director					

Summary of Liabilities and Assets as on 30th September, 2020		As at 30th September, 2020 Un-audited	As at 30th September, 2019 Un-audited	As at 31st March, 2020 Audited
<b>A ASSETS</b>				
<b>1 Non-current assets</b>				
(a) Property, Plant and Equipment		24.78	27.13	26.39
(c.) Long-term loans and advances		18.35	20.42	19.56
<b>2 Current assets</b>				
(a) Inventories		-	-	0.07
(b) Trade receivables		3.91	1.69	1.51
(c) Cash and cash equivalents		0.90	0.95	0.90
(d) Short-term loans and advances		-	0.02	1.32
Total Rupees		47.94	50.22	49.75
<b>B Equity and Liabilities</b>				
<b>1 Shareholders' funds</b>				
(a) Share capital		318.00	318.00	318.00
(b) Other Equity		(571.56)	(582.13)	(566.18)
<b>2 Non-current liabilities</b>				
Long-term borrowings		135.25	86.80	122.50
<b>3 Current liabilities</b>				
(a) Short-term borrowings		-	-	-
(b) Trade payables		9.61	3.09	2.21
(c) Other current liabilities		156.63	224.46	173.22
Total Rupees		47.94	50.22	49.75

Bee Electronic Machines Ltd

AH Bhargava


Whole Time Director



**Bee Electronic Machines Limited**  
**Cash Flow Statement for the year ended 30th September, 2020**

Particulars	For the year ended 30-Sep-2020 Rs in lacs
<b>A. Cash flow from operating activities</b>	
Net Profit / (Loss) before extraordinary items and tax	(5.38)
<u>Adjustments for:</u>	
Depreciation and amortisation	1.61
Interest Paid	-
Operating profit / (loss) before working capital changes	(3.77)
<u>Changes in working capital:</u>	
Adjustments for (increase) / decrease in operating assets:	
Inventories	0.07
Trade receivables	(2.40)
Short-term loans and advances	1.32
Long-term loans and advances	1.21
Adjustments for increase / (decrease) in operating liabilities:	
Trade payables	7.40
Other current liabilities	-16.59
Cash generated from operations	-12.76
Add Profit on sale of Fixed Assets	
Net income tax (paid) / refunds / adjustments	
<b>Net cash flow from / (used in) operating activities (A)</b>	<b>-12.76</b>
<b>B. Cash flow from investing activities</b>	
Interest received	-
<b>Net cash flow from / (used in) investing activities (B)</b>	<b>-</b>
<b>C. Cash flow from financing activities</b>	
Interest Paid	-
Purchase of property, plant and equipment	
Repayment of long-term borrowings	12.75
<b>Net cash flow from / (used in) financing activities (C)</b>	<b>12.75</b>
<b>Net increase / (decrease) in Cash and cash equivalents (A+B+C)</b>	<b>(0.00)</b>
Add: - Cash and cash equivalents at the beginning of the year	0.90
<b>Cash and cash equivalents at the end of the year</b>	<b>0.90</b>

For BEE ELECTRONIC MACHINES LTD



Director